



The Arch Scaler News

Newsletter of the Gateway Chapter of
the International Plastic Modelers' Society

<https://sites.google.com/view/ipmsgatewaychapter/home>

May 2019 • Volume 43, Number 5

May Meeting

Tuesday, 21 May 2019, 7:30 pm
Calvary Presbyterian Church
3400 Lemay Ferry Road, Mehlville, Mo.

Inside This Issue:

- Meeting Report (Pg. 2)
- President's Blurb (Pg. 3)
- Modeling Articles (Pgs. 3, 7)
- Meeting Photos (Pgs. 5-6)
- Member Spotlight (Pg. 8)
- Event Calendar (Pg. 9),
and More!

This Month's Meeting:

- Modeler of the Year Contest: Special Category—6 is a Serious Number
- Picture This: Scale Model Photography Clinic
- Show & Tell: Bring In Your Latest Work



Jim Triola holds up an element during his presentation on lighting for models at the General Meeting on 16 April 2019. (Photo by Bob Delaney)

Arch Scaler News Deadline Dates

Anyone wishing to submit articles, notices of upcoming events, wants and disposals, etc. for publication in this newsletter, please get it to the editor (314.835.7480 or rsdelaney@sbcglobal.net) at least 2 weeks before the next general meeting. Any and all material cheerfully accepted, but copy written in Microsoft Word or similar application is even more cheerfully accepted.

16 April 2019 General Meeting Minutes

President Rick Keasey called the meeting to order at 7:33 pm. The 29 people in attendance included one guest: first-time visitor Don Eckert.

After President Rick Keasey called the meeting to order, he went over the meeting's agenda. Vice President Bill Wagner sold 50/50 raffle tickets. Secretary Bob Delaney called the roll. Myron Lane gave Keasey a memory stick with his bio and model pictures for the Member Spotlight. In current business: Keasey mentioned our restructured meetings. Club polo shirts were in. Treasurer Jim Victor distributed them.

Contest Chairman Marion Morris mentioned the Modeler of the Year contest at next month's meeting, with the Special Category of "6 is a Serious Number" (6/Six in the subject's name or designation). Chris Merseal said there are three trophy sponsors so far for our Contest in September, but we can use more. He added that 9 of the 40 available vendor tables for the show have been sold so far.

Keasey mentioned the IPMS National Convention in Chattanooga, Tennessee 7-10 August. He said that any club that wants to bring models for a non-contest display may do so, as there is much space available. Morris added that you get a free raffle ticket for each display model you bring in. If you have a model that placed first in a previous National, you can bring it to a designated display table. Morris will check with Regional Coordinator Jim Coatney regarding the Chapter of the Year Nomination we submitted.

Keasey put up for vote which charity we should support this year, with our 50/50 raffles and the kit raffle at our show. Toys for Tots defeated Wounded Warriors, 14 to 12.

Back to Chattanooga: Merseal mentioned two dining spots near the convention venue he recommends, City Diner and Aretha Frankenstein's.

Jim Jurgensmeyer mentioned the Spirit of St. Louis Air Show & STEM Expo 7-8 September at Spirit of St. Louis Airport in Chesterfield. Both the Blue Angels and the Red Arrows will perform there. Dave Roeder mentioned the MMVA show on 5 May at the Kirkwood Community Center. We have a show flyer on the wall at the meeting site with details. Wagner said we will have a table there with flyers for the club and show, and display models. Bob Delaney mentioned the World War II Weekend 26-28 April at Jefferson Barracks County Park.

Show and Tell: Mike McShea with Tamiya 1:35 M1046 TOW Carrier; Marion Morris with 1:35 M4 Sherman kit

Work in Progress (WIP), and book How to Paint WWII US ETO Vehicles, from Solution Paint and MiG Ammo; Larry Alexander brought in Polar Lights' 1:1000 Romulan Bird-of-Prey (from "Star Trek"); Scott Van Aken with Kitty Hawk 1:35 MH-60L Black Hawk Kit and Croco 1:72 Tomax Archangel COIN aircraft, a garage resin kit; Caleb Duttlinger with 1:72 DHC-6 Twin Otter in TW Express markings; Myron Lane with lighting studio for photography, which he bought from Walmart a few years ago (Keasey plugged the model photography session at the May general meeting); Don Will with a Warhammer 40K sci-fi kit; Bob Delaney with Revell-Germany's 1:72 P-47D Thunderbolt kit; and, Rick Keasey with 1:35 church diorama WIP.

Jim Triola conducted his demo on lighting for models. He showed what he'll use to light up the hangar deck of his 1:200 USS Hornet in progress. He said this is the first time he'll do this. Triola is using a Woodland Scenics system designed for model railroading and modified for this project. (This is available at Mark Twain Hobby Center.) He explained the system's components and fielded questions about the lighting setup.

The 50/50 raffle raised \$63; with \$32 to Toys for Tots and \$32 to the winner, Albert White. Raffle tickets were then drawn for those who brought in Show & Tell items. The Tamiya 1:35 M4A3E8 Sherman Korean War was won by Myron Lane, and the Takom 1:35 T-55 AMV was won by Rick Keasey.

Meeting was adjourned at 8:47 pm.

Submitted by: Bob Delaney, Secretary

Show Time!

14th Annual IPMS/Gateway Invitational Model Contest & Swap Meet

Special Category: "1969—Hippies and Heroes"

Saturday, 14 September 2019

Holiday Inn St. Louis SW—Route 66, 10705 Watson Road, St. Louis, MO 63127

<https://sites.google.com/view/ipmsgatewaychapter/contest>

We are seeking trophy sponsorships. Ask around people and organizations that you know and deal with to see if they can help. Sponsorship forms are on the contest website. Kit raffle donations are also needed.

President's Blurb

This spring has been a great season for model building—when it's cool and rainy, you can concentrate on turning out that masterpiece for IPMS Nationals; when it's warm and sunny, you can come up for air and let your creative juices flow as you plant the garden, mow the lawn, and wash the inch-thick, green pollen of your car.

I'm really looking forward to May's meeting. It will be the second of four Modeler of the Year Contests. The category is "Six is a Serious Number." We will also be conducting a demonstration which requires group participation. I will be bringing in my *FineScale Modeler*-type photography apparatus to take pictures. Here's where the group participation comes in. Everyone needs to bring his favorite model and camera to take pictures of the models. It's kind of a giant experiment of sorts to see what equipment, cameras, and settings produce the best pictures. I know we have some professional photographers in the Club, and I encourage them to step up and be a coach for us amateurs. I will be taking copious notes on what works throughout the process. When it's all said and done, members can email their pictures to Bob Delaney or me for publication on the webpage and/or the newsletter. So please, bring at least one model.

See you there!

Rick Keasey

2019 Modeler of the Year Contests

~~19 February. Special Category: Out of the Box (ALL ENTRIES)~~

21 May. Special Category: 6 is a Serious Number (6/Six in the subject's name or designation)

17 September. Special Category: Let's Go Topless (Open cockpit aircraft, convertible cars, open-topped armored vehicles, etc.)

19 November. Special Category: Italiano (Italian subjects)

Each contest has these regular categories: Aircraft, Armor, Automotive, Ships, Space/Sci-Fi, Dioramas, Figures, Miscellaneous, and Juniors.

You receive one point for entering each model in the contest, and an additional point for entering in the Special Category. Category winners receive three points, second place earns two points, and third place gets one point. We operate with "no sweeps" rules, so you can only earn one prize per category, no matter how many entries you have in that category.

Turning Celluclay into Water for Ship Bases

Some members of the club have asked me to follow up my Celluclay demo from April with an article about it.

Celluclay is a paper mache product and is ready to use by just adding water. Instructions call for adding warm water to the Celluclay in a bowl or zip top bag. The warm water enables Celluclay to mix faster. If you want a grainier type product, use less water, and for a smoother product, use more water. The more water you use, though, the longer the drying time will be. For my ocean diorama, the Celluclay took a week to dry, but for most small applications, it will dry overnight.

After mixing with water, knead the Celluclay with your fingers until it reaches a consistency of clay or still dough with no dry spots. Celluclay will stick to about anything and can be applied over wood, glass, or plastic. I have used Celluclay in other dioramas representing the rubbery surface of modern carrier decks, clay runways of the South Pacific, and streams or water puddles on British airfields.

Once dried, Celluclay can be drilled, sanded, nailed, screwed, and sawed. When completely dry, it may need a base coat of primer before painting, but for my ocean diorama, I simply used my first color (coat) of paint. In my Hornet diorama, I sprayed my first color (Navy Blue) over the entire surface, followed by Zinc Chromate Green in the deep ocean swells, another lighter blue for contract, a light gray at the base of some waves, and dry brushing white on top of the waves caused by the ship's wake. All of this was followed by several coats of clear high gloss, which bring all of the colors together.

Clean up after adding Celluclay is with soap and water. Make sure any excess Celluclay is removed from anything you don't want covered because when dry, it is difficult to remove.

I hope this helps in modeling some of those great dioramas. You can buy Celluclay at Michael's and Hobby Lobby from \$10 (small) to \$27 (large) bags. I used just one large bag to make over two, 6 foot by 2 foot ocean dioramas.

Jim Triola

Correction

On Pg. 5 of the April newsletter, the 1:48 P-61B Black Widow built by Mike McShea was from a Great Wall kit, NOT Great War.

Letter from Florida

Greetings all from sunny Central Florida! Bear with me as I am using my only source for email, my phone, as my computer took a hit in the move down. Bummer! So don't expect punctuation or English to be perfect since I am typing one letter at a time.

Well, I can honestly say life is way different here than the Midwest. Boy it is different. At this point, I'm not really sure I'm liking it or not. Definitely a major change for me. It has its ups and downs. Life anywhere else it will take some getting used to. The biggest challenge is living with my 93 year old mother-in-law. God love her, she takes less medication than I do, but boy she produces enough methane on her own to light up half of Florida for days. Oh that's bad! Just telling the truth and the thing is, she knows it. Patience is the word every day. Oh well, could be a lot worse.

I have found a local IPMS club here, the Polk Area Model Society (PAMS), located 10 minutes away near Lakeland, Florida. They have about 50+ members. I attended my first meeting on the 4th Tuesday in April and they are very receptive. Everyone seemed to take their time to come talk to me. They are holding their second contest this year in Plant City. Of course, I volunteered to help. Unfortunately, my state of doing models is nonexistent for now. All my supplies are still on the pod being stored in St. Louis. Bummer. Only thing I have with me are paints because you can't put liquids on a pod. The other sad report is there isn't a hobby shop anywhere near where I am. The closest chop is over an hour and a half drive away in Tampa or Orlando and I'm told even those aren't very good for plastic models. Believe it or not, many of the club guys use Mark Twain Hobbies in St. Charles. There is a Hobby Lobby close for common stuff in a pinch, but otherwise I guess its mail order from here out. Good thing I have loads of paint including backup colors. Not sure when I will get back to building as there isn't even a place to set up here and I have none of my basic tools with me. Another thing I didn't think about when I packed to come down.

PAMS does a model of the month every month with the winner getting points and a small trophy. They also give points for attendance, models brought in, participation, demos you give—all towards winning Modeler of the Year. So participants can win but not even by building 24 models or the mini contests we do. Something to consider.

Now on another note I'm going to address the issue on Gateway's yearly donation. First, I want to say that I am not trying to slam any one organization, but with really nothing to do here (I'm really bored and play phone games most days), I've had time to research various organizations. You can verify all of what I say online as I did.

I'll start with Wounded Warriors, which I'm sure is a fine agency, but they'll never get my money. First, their CEO pulls in six figures yearly. Yes, you read that right. He makes \$280,000 a year and that was as of 2015. I'm sure it's more by now. Also, the fact that only 60 cents of every dollar goes to actually helping veterans. Seriously?! So, 40 cents of every dollar you give most

goes right back into the CEO's pocket and a small percentage for advertising and administrative costs. Sorry, but to me this CEO is just screwing veterans. A true patriot and defender of veterans would take no salary or very little. Exactly what does this guy do to warrant earning that kind of money off you and me yet claiming to help veterans? In my book, just bad. I'm all for helping veterans, but not this way.

Now, look at Toys for Tots. I know why we give to them and that it is a great cause. I have supported them well before joining Gateway IPMS with toy donations. Let's talk money donated now. This one of the worse charities to give money to, as 95.5% of the money donated goes to the CEO and administration costs. That just made me sick when I read that. Plus, their CEO is only slightly less paid at \$250,000 per year. Making money off kids is even more disgusting than cheating veterans. Just think, almost all the money Gateway has donated all these years has basically one into someone's pocket or into keeping it running. Very few kids have EVER been helped by us. Only thing that helps those children is actual toy donations. That is so wrong! They will no longer receive my money, but I will gladly donate a toy. I have based all of this on facts acquired through research. It's all out there in black and what. You just have to look.

Therefore, I am recommending that the club give to a LOCAL charity. Some agency or charity that could really use it. Not these national organizations that we never see any results of our money. There is plenty in the St. Louis area. You know where my recommendations lie: the POW-MIA Museum at Jefferson Barracks. They are a 501c organization. There isn't paid member on the board there, all volunteer, and 100 percent of the money goes to restoration of the building there and to help honor those still missing and to educate the public. Recently, Home Depot pledged a large cooperation to see that the building is fully restored with materials, labor and money. Great news, but monies are still needed to keep the place in full operation for years to come. I really don't understand why we don't give local as we are a local club with local ties. At least at the Museum you can see exactly where your money goes with restoration progress. Wouldn't it be nice to see the club's name somewhere, in or on the building stating that we are a contributor to preserving not only a part of the St. Louis history, but that we honor the fallen, the missing and the former captives that some paid the ultimate sacrifice for? And to keep us all free? I know in my book it's the right thing to do. With so many of our club members armor modelers and former veterans, how can we not do this and honor those who may never be found, with the restoration of the building and by keeping their memories alive!

So there you have it. Plain black and white. Keep it local and do the club proud. Forget these National organizations that you have no idea where your money goes. Whether you give to the museum or not is club business, but even though I'm in Florida I am still a member of this club until dues are due again or until the year ends. Do it because it's the right thing and stays local.

Feel free to contact me at modeldude59@outlook.com if you need further info or questions. Until I see everyone again.

Happy Modeling! Tom Bogacki

April Meeting Photos (by Bob Delaney)



Larry Alexander brought in his completed Polar Lights 1:1000 scale Romulan Bird-of-Prey from "Star Trek."



This Warhammer 40K sci-fi vignette was done by Don Will.



Marion Morris had this 1:35 M4 Sherman Work in Progress (WIP), with enclosed finishing book.



Another WIP from Morris was this Tamiya 1:48 Bf 109E.



Rick Keasey showed off his 1:35 church diorama WIP, with some German troops and a Tiger in place.



Mike McShea brought in his Tamiya 1:35 M1046 TOW Carrier HMMWV.



Scott Van Aken (red shirt) showed off Kitty Hawk's new 1:35 MH-60L Black Hawk kit.



Van Aken also brought in this garage resin kit, Croco's 1:72 Iomax Archangel, a crop duster modified to a Counter Insurgency (COIN) aircraft.



Caleb Duttlinger built this 1:72 DHC-6 Twin Otter and finished it with TW Express markings.



Myron Lane (standing) showed off this photography lighting studio he bought a few years ago from Walmart. Such studios can be bought from eBay and amazon, he said.



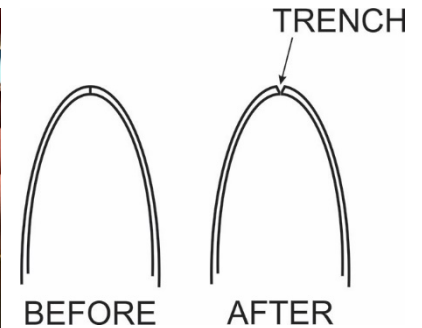
Accompanied by references and aftermarket decals, Bob Delaney showed off his Revell-Germany 1:72 P-47D Thunderbolt WIP.

IPMS/USA MEMBERSHIP FORM			
IPMS No.:	Name: _____		
Address: _____	If Renewing	First	Middle Last
City: _____	State: _____	Zip: _____	
Phone: _____	E-mail: _____		
Signature (required by P.O.): _____			
Type of Membership	<input type="checkbox"/> Adult, 1 Year: \$30	<input type="checkbox"/> Adult, 2 Years: \$58	<input type="checkbox"/> Adult, 3 Years: \$86
<input type="checkbox"/> Junior (Under 18 years) \$17	<input type="checkbox"/> Family, 1 Year: \$35 (Adult + \$5, One Set Journals)		How Many Cards? _____
<input type="checkbox"/> Canada & Mexico: \$35	<input type="checkbox"/> Other / Foreign: \$38 (Surface) Checks must be drawn on a US bank or international money order		
Payment Method:	<input type="checkbox"/> Check	<input type="checkbox"/> Money Order	<input type="checkbox"/> Credit Card (MC/VISA/DISC)
Credit Card No: _____	Expiration Date: _____		
Chapter Affiliation, (if any): _____			
If Recommended by an IPMS Member, Please List His / Her Name and Member Number:			
Name: _____	IPMS No.: _____		
IPMS/USA		P.O. Box 56023	
Join or Renew Online at: www.ipmsusa.org		St. Petersburg, FL 33732-6023	


Hiding Seams with CA Glue

One of my least favorite procedures when building a model is making the seams disappear. Some kit manufacturers try to configure the parts so that the seam looks natural without any work on the modeler's part; most don't. I primarily build aircraft, but I think this method will work with just about anything.

1. Bevel the mating surfaces of both parts to be assembled. I find a flat sanding stick works best. Don't get carried away...you're trying to end up with a shallow trench all along the part. (A wing is shown, but this will work with other assemblies too.) The diagram shows what you want to achieve.




2. Assemble normally. I discovered an added benefit. I use a micro glue applicator, and the trench helps keep the tool where it belongs, instead of sliding all over the part.



3. Apply super glue to **part** of the seam. I use a needle to fill the trench with thick gap-filling super glue. Don't use any more than necessary...you'll just have to sand it off. Don't do the entire assembly at one time because you shouldn't let the glue set up too long.



4. Apply super glue accelerator. I use a small applicator, but the main thing is to get the accelerator on the entire glued portion.



5. **IMMEDIATELY** sand. You have a fairly short working time until the glue sets up and becomes very hard to sand. (This is why I suggested only doing a short run of the seam at a time.) After a while super glue is as hard as a diamond, and you will expend much more effort sanding than you need to.

6. Using progressively finer grits of sanding tools (I like Flex-I-File), the end result should be a smooth, seamless joint that looks like one part. The super glued joint is much smoother than any putty I've ever used, and is very easy to work as long as you get after it as soon as the accelerator does its work.

7. Restore panel lines. Yeah...what a pain, right?

Jim Bower

Member Spotlight


Myron Lane

Myron is 65 years old. He is a widower with two daughters and four grandchildren. Myron retired from Ameren in 2015 as an electrical draftsman after 38 years of service. He joined IPMS/Gateway in 2004 and served as vice president in 2006, and as director from 2007-2009. Myron received the Robert A. Stroup Award in 2008.

His interest in modeling came from watching his brother, who built plastic and balsa wood kits. Myron started when he was in grade school. He can't tell you exactly what age he was when his first model was built. Once Myron started one, he hated any interruption before it was finished. Myron remembers many times when four of them from the block would walk to the hobby store in the neighborhood and buy a model kit for a dollar. They would build our kits separately and compare our builds later. A lot of their models would get destroyed by firecrackers or BB guns.

Myron built fewer models in high school and only one in college: a white B-29. He didn't build another model until he was 40. A guy named Hank Litzinger asked Myron what he wanted for his birthday, and Myron told Hank he wanted a model. He got a SR-71 Blackbird for his birthday. This renewed Myron's interest in model building. Mike George approached him at CRM Hobbies, and invited Myron to attend a meeting the following week. He joined the club a few months later. His main building interests are tanks and aircraft.

When Myron is not building models, he is a drone pilot and a photographer. Myron also collects Ultimate Soldier and Forces of Valor vehicles and aircraft.



The Member Spotlight will appear here in *The Arch Scaler News*, and on our website. Information in these profiles is based on questionnaires filled out by club members. If you wish to fill out a Member Spotlight Questionnaire and/or need assistance with writing your profile for publication, please contact Rick Keasey, Bob Delaney, or Dave Roeder.

Upcoming Modeling Dates

Calvary Presbyterian Church

May 2019

- 18 **MMCL Invitational**
IPMS/Military Modelers Club of Louisville
KYANA Antique Car Collectors Club
Louisville, KY
<http://www.mmcl.org/>
- 21 **IPMS/Gateway General Meeting**
Modeler of the Year Contest: 6 is a Serious
Number; Model Photography Session
Calvary Presbyterian Church
- 28 **IPMS/Gateway Business Meeting**
7:30 pm, Jim Triola's House

June 2019

- 8 **SoonerCon 2019**
IPMS/Metro Oklahoma City
Council Road Baptist Church "The Cube"
Bethany, OK
<http://www.ipmsmetrookc.com/>
- 8 **Heartland Model Cars Nationals 28**
IPMS/KC Slammers
Overland Park Convention Center
Overland Park, KS
<https://kcslammers.com/>
- 18 **IPMS/Gateway General Meeting**
Program TBD
Calvary Presbyterian Church
- 22 **NIMCON 8**
IPMS/Lakes Region Scale Modelers
McHenry County College
Crystal Lake, IL
<http://lakesregionmodelers.com/>

July 2019

- 23 **IPMS/Gateway General Meeting**
Slam Fest (7:00 PM START TIME)
Calvary Presbyterian Church

August 2019

- 7-10 **IPMS/USA National Convention**
IPMS/Chattanooga Scale Modelers
Chattanooga Convention Center
Chattanooga, TN
<http://www.ipmsusanationals.com/>
- 20 **IPMS/Gateway General Meeting**
Contest Judging Seminar

September 2019

- 14 **IPMS/Gateway Invitational**
Holiday Inn St. Louis SW—Route 66
St. Louis, MO
<https://sites.google.com/view/ipmsgatewaychapter/contest>
- 15 **IPMS/Gateway Picnic**
Deer Creek Park
Maplewood, MO
- 17 **IPMS/Gateway General Meeting**
Modeler of the Year Contest: Let's Go Topless
Calvary Presbyterian Church
- 21 **12th Annual Model Show**
IPMS/Prison City Modelers
The Heritage Center
Leavenworth, KS
<http://leavenworthmodelersclub.org/>
- 28 **2019 Sprue Doo**
IPMS/Lt.J.G. Nathan Gordon-Central Arkansas
Scale Modelers
Arkansas Innovation Hub
North Little Rock, AR
<http://www.casmodels.org/>
- 28 **NordicCon 2019**
IPMS/Twin Cities Aerohistorians/RPM Twin
Cities/ Minnesota Military Figure Society/OMG
Modelers
Inver Grove Heights Veterans Memorial
Community Center
Inver Grove Heights, MN
<http://www.aerohistorians.org/index.php/nordiccon>

October 2019

- 5 **Modelfest 2019**
IPMS/West Central Missouri
Liberty Christian Fellowship
Liberty, MO
<https://ipmswcmo.webs.com/>
- 12 **50th Anniversary Model Show**
IPMS/Des Moines Hawkeye Modelers
Grimes United Methodist Church
Grimes, IA
<https://www.facebook.com/groups/HawkeyeModelers/>
- 15 **IPMS/Gateway General Meeting**
Program TBD
Calvary Presbyterian Church

2019 Gateway Chapter IPMS Officers

—Elected Positions of the Executive Board (E-Board)—

President	Rick Keasey	618.670.4618	rkeas@att.net
Vice-President	Bill Wagner	314.951.4936	bwagner@afftonschoools.net
Treasurer	Jim Victor	314.413.3195	asudvl@sbcglobal.net
Secretary	Bob Delaney	314.487.3339	rsdelaney@sbcglobal.net
Director	Marion Morris	314.647.0475	marionfm@swbell.net
Director	Jim Triola	816.489.3750	james.triola@yahoo.com

—Positions Appointed by the E-Board—

ASN Editor	Bob Delaney	314.487.3339	rsdelaney@sbcglobal.net
Chapter Contact	Marion Morris	314.647.0475	marionfm@swbell.net
Contest Chairman	Marion Morris	314.647.0475	marionfm@swbell.net
Club Webmaster	Rick Keasey	618.670.4618	rkeas@att.net
Equipment Coordinator	Bill Wagner	314.951.4936	bwagner@afftonschoools.net
Sergeant-At-Arms	Scott Allen	314.620.1739	rsa828@gmail.com

IPMS/Gateway Website: <https://sites.google.com/view/ipmsgatewaychapter/home>

IPMS/Gateway Social Media Pages:

www.facebook.com/ipmsgateway • Twitter @IPMSGateway • Instagram @ipmsgateway

Suggested Social Media Hashtag: #IPMSGateway

IPMS/USA Chapter of the Year: 1982-83 • 1991-92

IPMS/USA Region 5 Chapter of the Year: 1982-83 • 1989-90 • 1990-91 • 1991-92 • 1998-99



Gateway Chapter IPMS
c/o Marion Morris
3526 Oxford Blvd.
Maplewood, MO 63143

The Arch Scaler News is published monthly and is distributed by email and U.S. Mail to all members in good standing of Gateway Chapter IPMS. This club holds its regular meetings on the third Tuesday of each month at 7:30 pm at Calvary Presbyterian Church, 3400 Lemay Ferry Rd., St. Louis, MO 63125. Meeting times and/or location changes will be announced in the newsletter and/or online prior to each meeting.